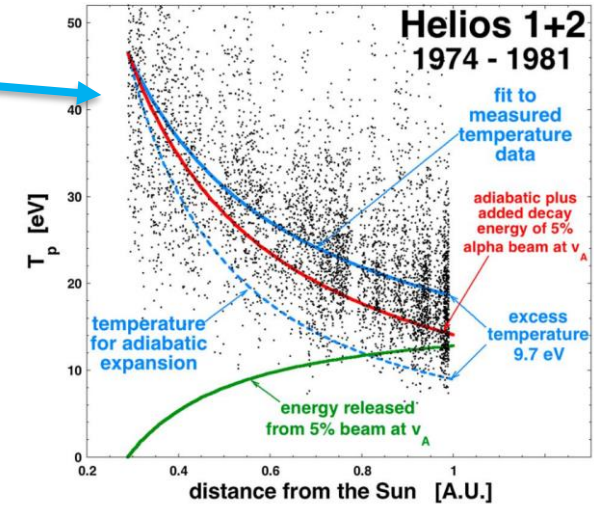


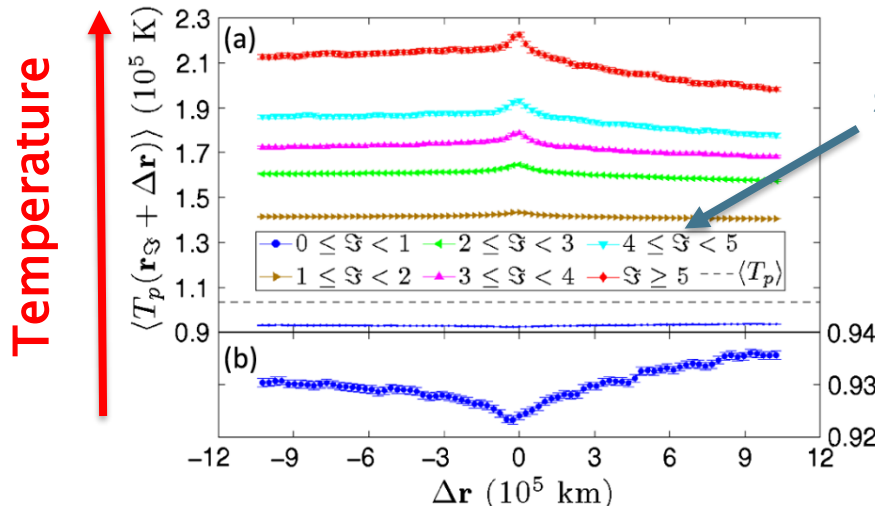
HIGHER-ORDER STATISTICS IN COMPRESSIVE SOLAR WIND PLASMA TURBULENCE: HIGH-RESOLUTION DENSITY OBSERVATIONS FROM MMS

OWEN ROBERTS (1), JESSICA THWAITES (1,2), LUCA SORRISO-VALVO(3)  
RUMI NAKAMURA(1), ZOLTAN VOROS(1,4)

- The solar wind is a turbulent plasma that cools much **slower than expected** for an adiabatically expanding gas.
- Heating is often concentrated near intermittently distributed strong gradients in measurements e.g. magnetic fields/density/velocity
  - Understanding the statistics of fluctuations will help us in understanding the heating in the solar wind and in turbulent plasmas in general (i.e. the solar corona, fusion plasmas, accretion disks).
  - We investigate density fluctuations in the solar wind with the Magnetospheric Multiscale mission.




Borovsky et al., (2014) JGR 119 5210–5219



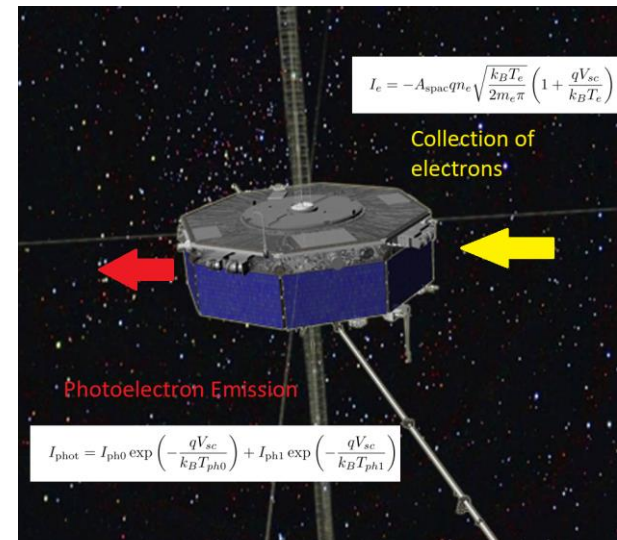
$\mathcal{S}$  denotes the strength of the gradient (partial variance of increments e.g. Greco et al 2008 GRL

Osman et al., (2012) PRL 108.261102



(1) Space Research Institute, Austrian Academy of Sciences, Schmiedlstrasse 6, Graz 8042, Austria  
 (2) University of Wisconsin–Madison, USA  
 (3) Istituto per la Scienza e Tecnologia dei Plasmi (ISTP), Consiglio Nazionale delle Ricerche, Via Amendola 122/D, 70126 Bari, Italy  
 (4) Geodetic and Geophysical Institute, Research Centre for Astronomy and Earth Sciences (RCAES), Sopron, Hungary

- Using the spacecraft potential allows the density to be derived with very high time resolutions 8kHz for MMS as opposed to 33Hz with the direct plasma measurement. This allows us to study density fluctuations at faster timescales than proton gyration scales
- The potential of a spacecraft with respect to the plasma is governed by the currents to and from the spacecraft
- In the solar wind the two dominant sources of current are photoelectrons (from the sunlit surfaces) and thermal electrons which are collected by the spacecraft.
- The size of the thermal electron current ( $I_e$ ) is proportional to the ambient electron density and the square root of the electron temperature
  - Photoelectron parameters ( $I_{ph0}, T_{ph0}, I_{ph1}, T_{ph1}$ ) are obtained by calibrating lower time resolution plasma data
  - These two currents can be equated and solved for the electron density
- The MMS mission consist of four spacecraft in a tetrahedral configuration. This allows fluctuations of variables to be calculated between different times on a single spacecraft and between spacecraft.
- The time lags allow a lot of different scales to be surveyed by varying  $\tau$ , it is however limited to a single direction; the bulk velocity direction. Spatial lags have the advantage that multiple directions can be surveyed, but only a single scale i.e. the spacecraft separation size.



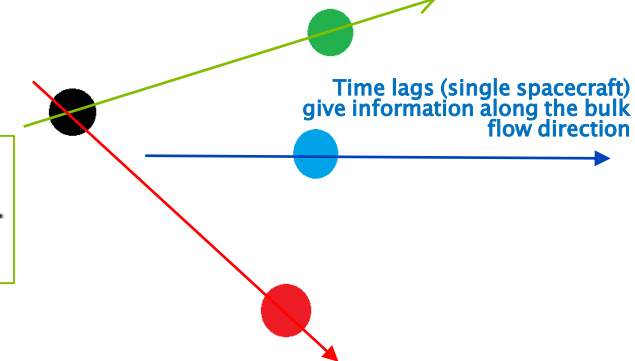
$$I_e = -A_{\text{spac}} q n_e \sqrt{\frac{k_B T_e}{2m_e \pi}} \left( 1 + \frac{qV_{sc}}{k_B T_e} \right)$$

$$I_{\text{phot}} = I_{\text{ph0}} \exp\left(\frac{-qV_{sc}}{k_B T_{\text{ph0}}}\right) + I_{\text{ph1}} \exp\left(\frac{-qV_{sc}}{k_B T_{\text{ph1}}}\right)$$

$$n_{e,SC} = \frac{1}{qA_{\text{spac}}} \sqrt{\left(\frac{2\pi m_e}{k_B T_e}\right)} \left(1 + \frac{qV_{sc}}{k_B T_e}\right)^{-1} \left( I_{\text{ph0}} \exp\left(\frac{-qV_{sc}}{k_B T_{\text{ph0}}}\right) + I_{\text{ph1}} \exp\left(\frac{-qV_{sc}}{k_B T_{\text{ph1}}}\right) \right)$$

Lags between spacecraft give information along the spacecraft separation angle

Time lags (single spacecraft) give information along the bulk flow direction



$$\delta n_e(t, \tau) = n_e(t + \tau) - n_e(t),$$

$$\delta n_e(\vec{\lambda}_{1,2}) = n_e(\vec{\lambda}_1) - n_e(\vec{\lambda}_2).$$

# Time lag

# Spatial lag

# QUANTIFYING INTERMITTENCY-I SCALE DEPENDENT KURTOSIS

To quantify intermittency in the **density fluctuations** we calculate the kurtosis (fourth order moment) of the fluctuations between **time lags (lines)** and **spatial lags (points)**.

$$\kappa = \frac{\langle \delta n_e^4 \rangle}{\langle \delta n_e^2 \rangle^2}$$

- The time lagged values show an increase at large scales which is consistent with a power law (black dotted line).
- When we arrive near the proton gyration scales (inverted arrows) there is a plateau and the intermittency does not increase further.

There is also disagreement between time lags and spatial lags. This may be due to;

- Fluctuations evolving faster than the advection time over the spacecraft (breakdown of Taylor's hypothesis)
  - Wave activity that reduces the kurtosis in certain directions
  - Differences in the directions
4. Structures are larger than the spacecraft separation sizes (all sc see the same)
- A sampling effect with respect to the bulk flow direction

To understand this result multi spacecraft observations with the baseline along the bulk flow direction will need to be made. Comparisons with numerical simulations would also be beneficial.

- The peak at ion scales is similar to what is seen in the **magnetic fields** however instrumental noise means we cannot compare the time and spatial lags

