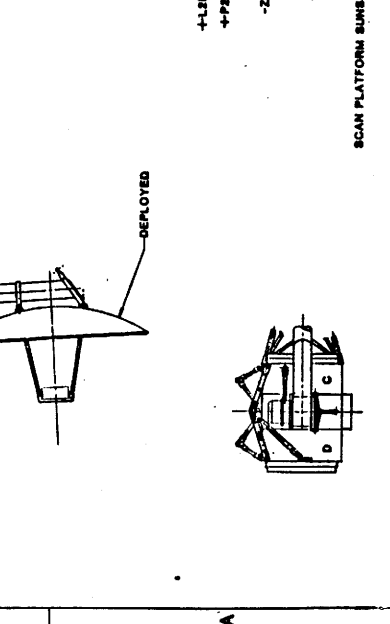


SECTION A-A  
ADAPTER TRUSSES SHOWN

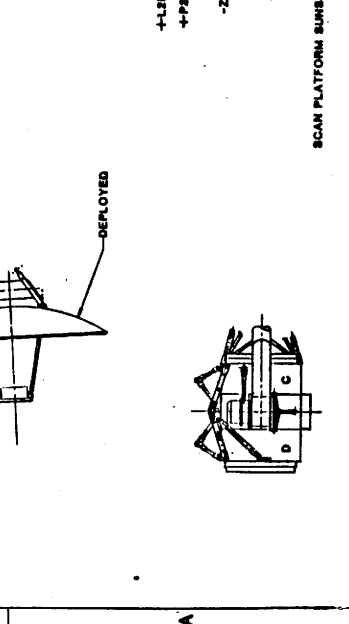
SECTION B-B  
DESPUN ELECTRONICS DEPICTED IN STOWED POSITION

SECTION C-C  
DESPUN ELECTRONICS DEPICTED IN DEPLOYED POSITION

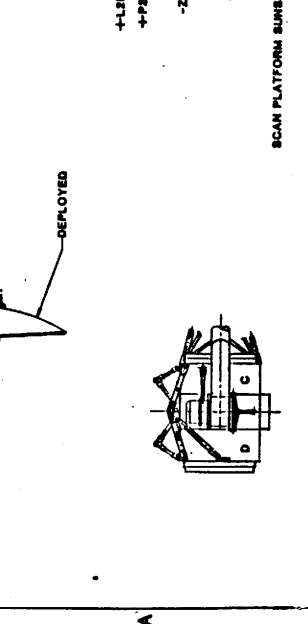


SECTION B-B  
DESPUN ELECTRONICS DEPICTED IN STOWED POSITION

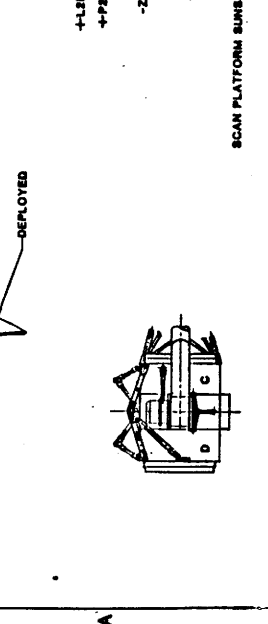
SECTION C-C  
DESPUN ELECTRONICS DEPICTED IN DEPLOYED POSITION



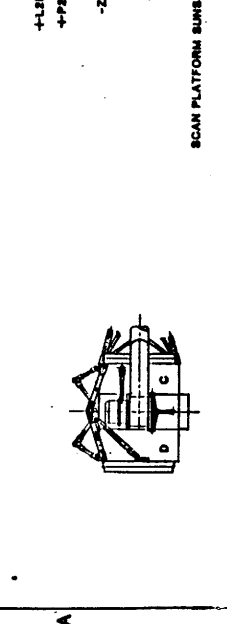
SECTION C-C  
DESPUN ELECTRONICS DEPICTED IN DEPLOYED POSITION



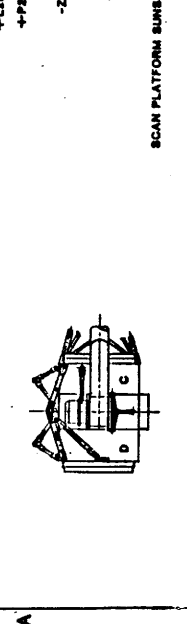
VIEW D-D



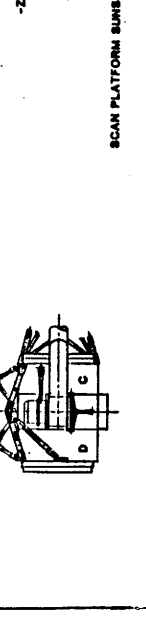
VIEW E-E



VIEW F-F



VIEW G-G



VIEW H-H



VIEW I-I



VIEW J-J



VIEW K-K



VIEW L-L



VIEW M-M



VIEW N-N

1008-481  
 1 1 1  
 1 1 1