

Pre- and Post-Assessment

Elementary Grades

Lesson Summary

Pre/post assessment of student knowledge and understanding of the Sun

Prior Knowledge & Skills

Not applicable

Science Benchmarks & Standards

Not applicable

Teaching Time: One 45-minute period

Materials per Student

- Copy of the assessment
- Pencil/pen

Advanced Planning

Preparation Time: 20 minutes

1. Review lesson plans
2. Copy student sheets

Live from the Aurora, pp. 8-10, NASA (2003)


http://sunearth.gsfc.nasa.gov/sunearthday/2003/educators_guide2003/pdf/lfa_educators_guide.pdf

Name

PRE/POST ASSESSMENT ACTIVITY

Draw a picture to show your answer.

1 What do you think the Sun looks like?

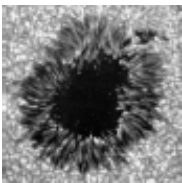


2 How does the Earth revolve around the Sun?



Check yes or no.

- | | YES | or | NO |
|---|------------|-----------|-----------|
| 3. The Sun is shaped like a square. | Yes? | | No? |
| 4. The Sun is solid. | Yes? | | No? |
| 5. The Sun has spots. | Yes? | | No? |
| 6. The Sun gives us heat and light. | Yes? | | No? |
| 7. The Sun causes day and night. | Yes? | | No? |
| 8. The Sun is our closest star. | Yes? | | No? |
| 9. You can study the Sun and sunspots with a telescope. | Yes? | | No? |




Name


HELPFUL AND HARMFUL

Draw one picture of how the Sun could be helpful and one picture of how the Sun could be harmful. Then fill in the blanks at the bottom of the page describing your pictures.

HELPFUL



HARMFUL



The Sun is helpful because

The Sun is harmful because

